

Safety results 2023

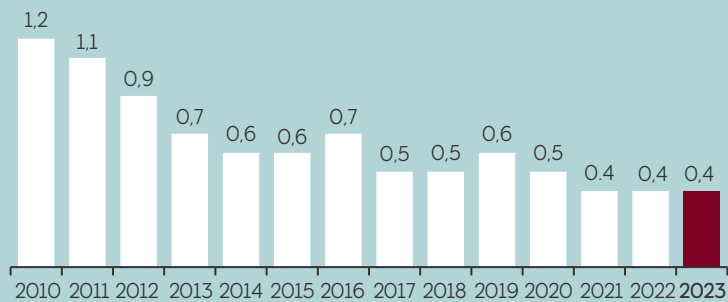




Safety: performance indicators

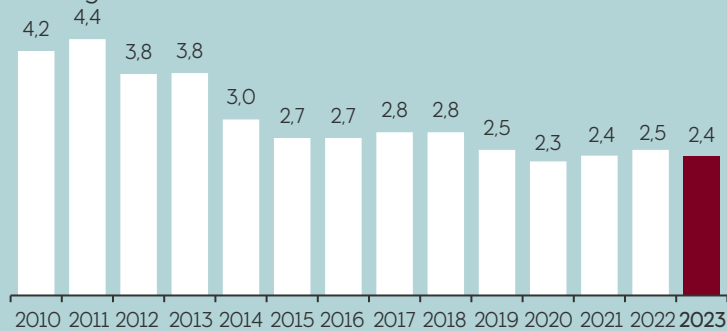
Serious Incident Frequency (SIF)

Serious incidents and near-misses per million hours worked. 12-month average.



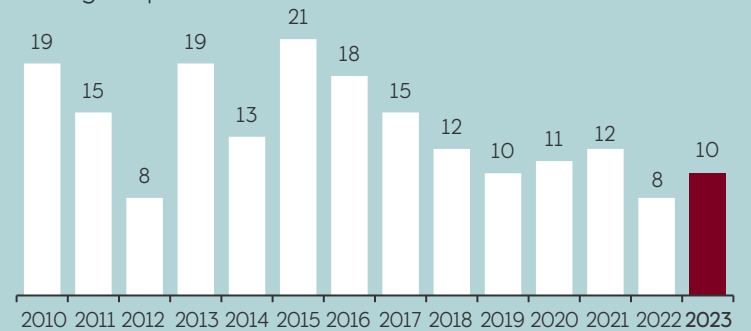
Total Recordable Injury Frequency (TRIF)

Personal injuries per million hours worked. 12-month average.



Oil and gas leakages

Number of leakages with rate above 0.1 kg/second during the past 12 months.



List of SIF incidents for 4Q 2023

Month	Incident	Location	Immediate consequence
October	Hand injured during pneumatic hose handling	Brazil/offshore	Personal injury
	Gangway from vessel to wind turbine moved unintentionally	UK/offshore	None, potential personal injury
November	Finger/hand injury during lifting operations	Brazil/onshore	Personal injury
	Broken leg due to fall on deck	Norway/offshore	Personal injury
	Gangway from vessel to wind turbine lost connection	UK/offshore	None, potential personal injury
	High pressure pipe on gun reel ruptured	Argentina/offshore	None, potential personal injury
	Hot sludge burn	International waters	Personal injury
December	Scaffolding tipped over during dismantling	Norway/onshore	Personal injury
	Section of workstation platform grating dislodged	Brazil/offshore	None, potential personal injury





Annual wheel

Annual cycle for HSE work

Health and working environment

Q4

Q1

Prevent serious accidents

Always safe

Q3

Q2

Safe work at height/Prevent dropped objects

Prevent personal injuries

Industry collaboration

- Strong industry collaboration with commitments
- Sharing experience on [alwaysafe.no](https://www.alwaysafe.no) (AkerBP, Vår Energi and ConocoPhillips)
- Safety Charter collaboration towards 2025 with our main suppliers on projects, drilling & well, onshore plants and offshore operations