

Safety results 2Q 2024

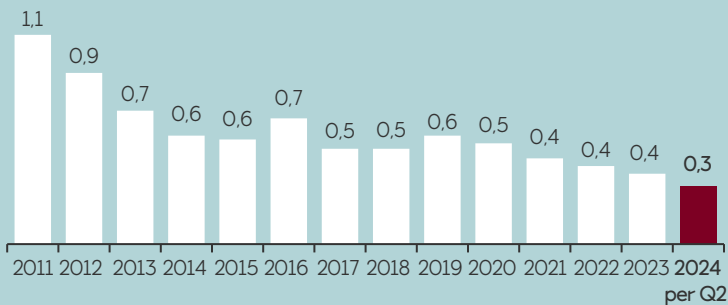




Safety: performance indicators

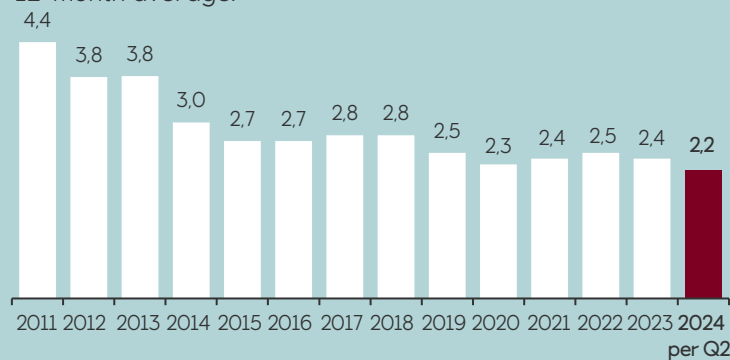
Serious Incident Frequency (SIF)

Serious incidents and near-misses per million hours worked. 12-month average.



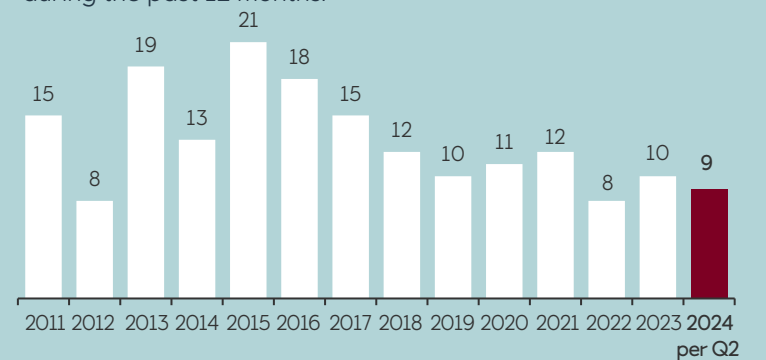
Total Recordable Injury Frequency (TRIF)

Personal injuries per million hours worked. 12-month average.



Oil and gas leakages

Number of leakages with rate above 0.1 kg/second during the past 12 months.



List of SIF incidents for 2Q 2024

Month	Incident	Location	Immediate consequence
April	Wing for a plug parted and hit an air-tank that exploded	USA/onshore	Material damage
	Lye accidentally mixed in drinking water	Norway/offshore	None, but potential for personal injuries
May	Part of a crane fell off and hit a person	Norway/offshore	None, but potential for personal injuries
	Wire snapped and hit a person	USA/onshore	Personal injury
June	Leakage of Nafta to the ground	Norway/onshore	Leakage to ground
	Hammer fell from scaffolding	Norway/onshore	None, but potential for personal injuries
	Pipe in a tank fell down and hit a person	Norway/offshore	Potential for serious injuries





Annual wheel

Annual cycle for HSE work

Health and working environment

Q4

Q1

Prevent serious accidents

Always safe

Q3

Q2

Safe work at height/Prevent dropped objects

Prevent personal injuries

Industry collaboration

- Strong industry collaboration with commitments
- Sharing experience on [alwaysafe.no](https://www.alwaysafe.no) (AkerBP, Vår Energi and ConocoPhillips)
- Safety Charter collaboration towards 2025 with our main suppliers on projects, drilling & well, onshore plants and offshore operations