

Safety results 1Q 2023

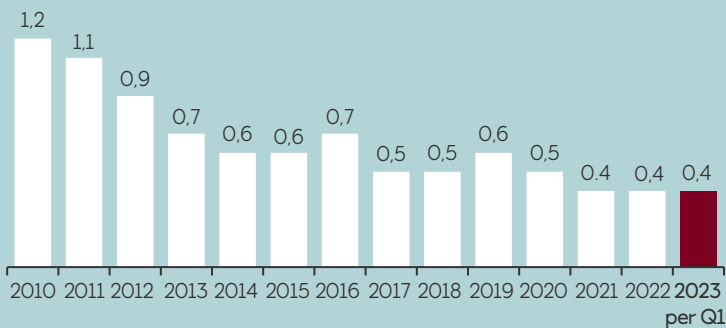




Safety: performance indicators

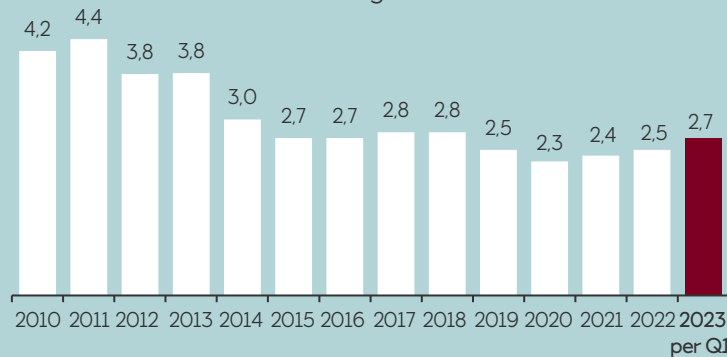
Serious Incident Frequency (SIF)

Serious incidents and near-misses per million hours worked. 12-month average.



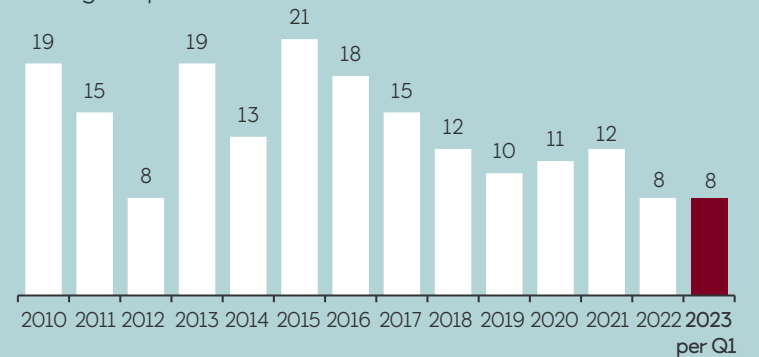
Total Recordable Injury Frequency (TRIF)

Personal injuries requiring medical treatment per million hours worked. 12-month average.



Oil and gas leakages

Number of leakages with rate above 0.1 kg/second during the past 12 months.



List of SIF incidents for 1Q 2023

Month	Incident	Location	Immediate consequence
January	Discharge of BOP control fluid	UK/ offshore	No personal injury, but with potential
	Wire in tension loosened	Norway/offshore (rig)	No personal injury, but with potential
	Car accident	Norway/onshore	Serious personal injury
	Fall from height during scaffolding	Norway, onshore	Serious personal injury
	Pipe support found close to walkway	Norway/offshore	No injury, but with potential
	Pipe fell off the clamp	Brazil/onshore	No injury, but with potential
	Crush injury during mooring	Norway/onshore	Serious personal injury
February	The dome antenna fell to lifeboat deck	Norway/offshore	No injury, but with potential
	Cartridge for lightning flare exploded close to inlet	Norway/onshore	Serious personal injury
March	No serious incidents registered in March		





Annual wheel

Annual cycle for HSE work

Health and working environment

Q4

Q1

Prevent serious accidents

Always safe

Q3

Q2

Safe work at height/Prevent dropped objects

Prevent personal injuries

Industry collaboration

- Strong industry collaboration with commitments
- Sharing experience on [alwaysafe.no](https://www.alwaysafe.no) (AkerBP, Vår Energi and ConocoPhillips)
- Safety Charter collaboration towards 2025 with our main suppliers on projects, drilling & well, onshore plants and offshore operations