

# Safety results 1Q 2025



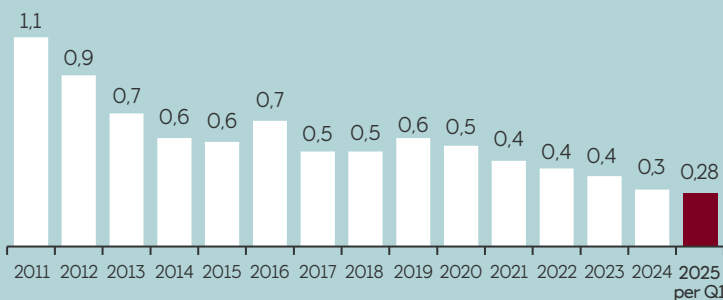
equinor



## Safety: performance indicators

### Serious Incident Frequency (SIF)

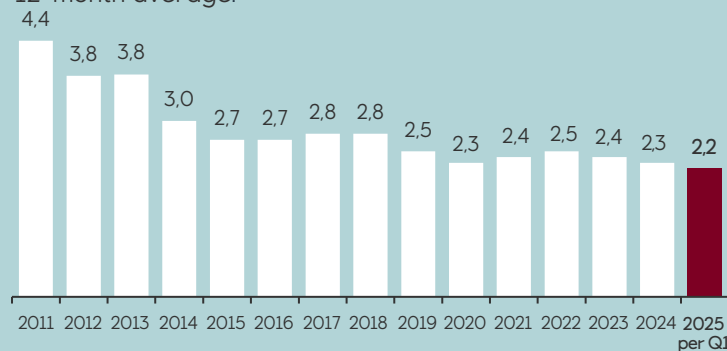
Serious incidents and near-misses per million hours worked. 12-month average.



SIF bars are shown using two decimal places from 2014 to visualise smaller movements in the frequency.

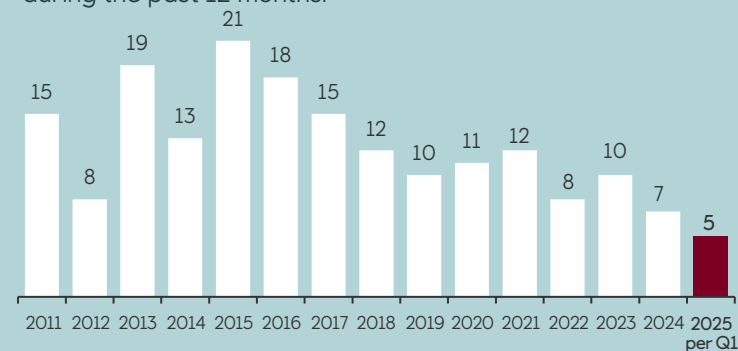
### Total Recordable Injury Frequency (TRIF)

Personal injuries per million hours worked. 12-month average.



### Oil and gas leakages

Number of leakages with rate above 0.1 kg/second during the past 12 months.





# List of SIF incidents for 1Q 2025

Month	Incident	Location	Immediate consequence
January	Falling ice	Norway/onshore	Potential for personal injury
	Finger injury during grinding	Netherland/onshore	Personal injury
	Falling ice	Norway/onshore	Potential for personal injury
	Person clamped due to equipment movement	Belgium/onshore	Personal injury
February	Person hit by truck trailer	Norway/onshore	Potential for personal injury
	Finger injury during corrosion coupons replacement	Brazil/offshore	Personal injury
March	Foot injury from lifting cage door	UK/onshore	Personal injury
	Person hit by end termination head during reel rotation	Brazil/offshore	Potential for personal injury
	Falling ice	Norway/onshore	Potential for personal injury



## Annual wheel

Annual cycle for HSE work

Health and  
working  
environment



Prevent  
serious  
accidents

Safe work at  
height/Prevent  
dropped objects

Prevent  
personal  
injuries

## Industry collaboration

- Strong industry collaboration with commitments
- Sharing experience on [alwaysafe.no](https://www.alwaysafe.no) (AkerBP, Vår Energi and ConocoPhillips)
- Safety Charter collaboration towards 2025 with our main suppliers on projects, drilling & well, onshore plants and offshore operations