

# Safety results 2Q 2025



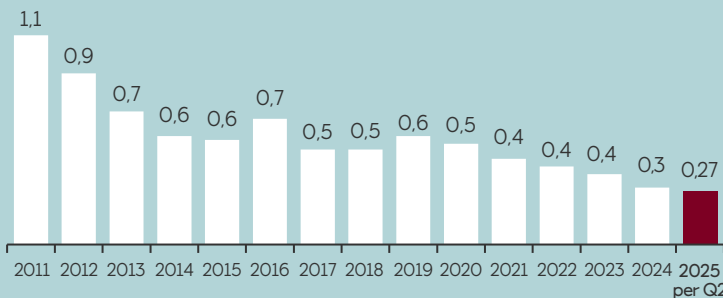
equinor



## Safety: performance indicators

### Serious Incident Frequency (SIF)

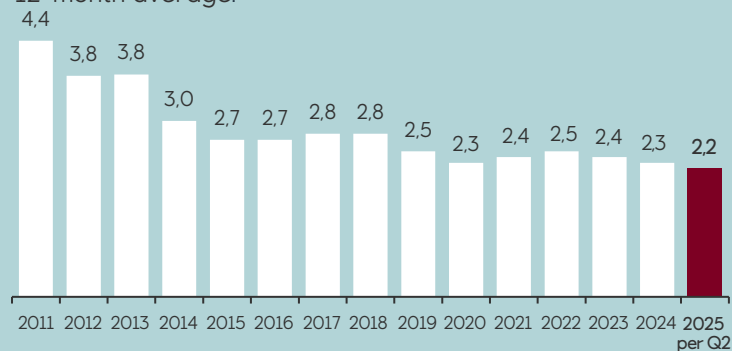
Serious incidents and near-misses per million hours worked.  
12-month average.



SIF bars are shown using two decimal places from 2014 to to visualise smaller movements in the frequency.

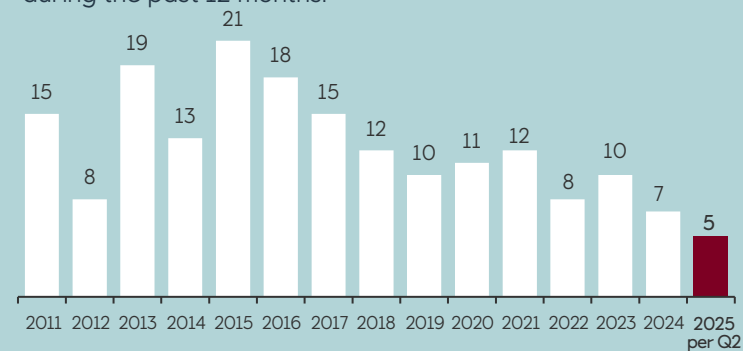
### Total Recordable Injury Frequency (TRIF)

Personal injuries per million hours worked.  
12-month average.



### Oil and gas leakages

Number of leakages with rate above 0.1 kg/second  
during the past 12 months.





# List of SIF incidents for 2Q 2025

Month	Incident	Location	Immediate consequence
April	Falling object due to collision between crane and derrick	Offshore Norway	Potential for personal injury
	Dropped structural stopper	Offshore Brazil	Potential for personal injury
	Person fell 4.4 meters	Onshore Norway	Personal injury
	Cargo fell of truck and injured person	Onshore US	Personal injury
May	Asphalt roller collision with parked vehicle	Onshore US	Potential for personal injury
	Grinder machine fell from height	Onshore China	Potential for personal injury
	Steel column rolled during preparation for lifting	Onshore UK	Potential for personal injury
June	Person fell in stairs	Onshore Norway	Personal injury



## Annual wheel

Annual cycle for HSE work

Health and  
working  
environment



## Industry collaboration

- Strong industry collaboration with commitments
- Sharing experience on [alwaysafe.no](https://www.alwaysafe.no) (AkerBP, Vår Energi and ConocoPhillips)
- Safety Charter collaboration towards 2025 with our main suppliers on projects, drilling & well, onshore plants and offshore operations