

# Safety results 1Q 2024

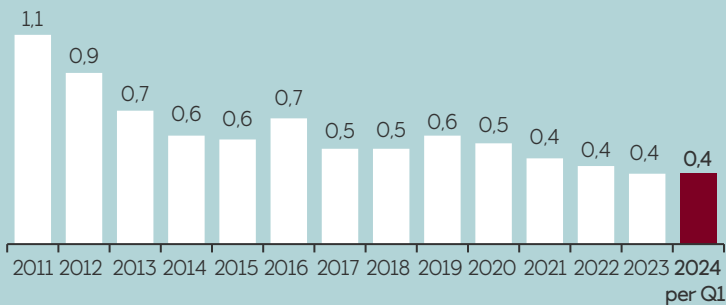




## Safety: performance indicators

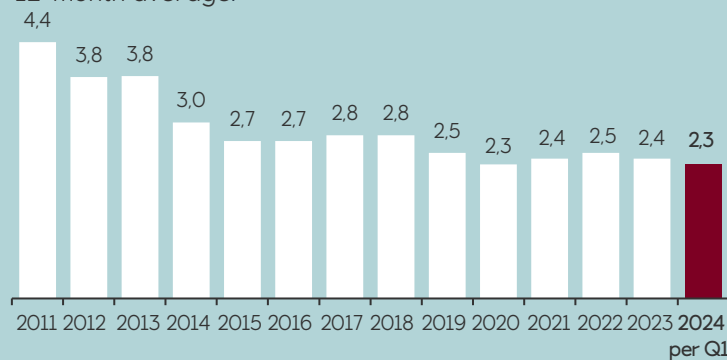
### Serious Incident Frequency (SIF)

Serious incidents and near-misses per million hours worked. 12-month average.



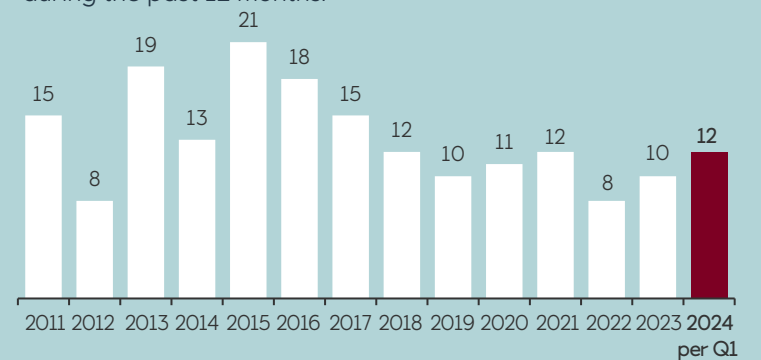
### Total Recordable Injury Frequency (TRIF)

Personal injuries per million hours worked. 12-month average.



### Oil and gas leakages

Number of leakages with rate above 0.1 kg/second during the past 12 months.



SIF bars are shown using two decimal points from 2014 to visualise smaller movements in the frequency.

# List of SIF incidents for 1Q 2024

Month	Incident	Location	Immediate consequence
January	Finger injury while working with a sledgehammer	Brazil/offshore	Personal Injury
	Cabin window knocked in due to severe weather conditions	Norway/offshore	No personal injury, but with potential
	Side scuttle/window knocked in due to severe weather conditions	Norway/offshore	No personal injury, but with potential
February	Falling object	Norway/offshore	No personal injury, but with potential
	Falling ice	Norway/onshore	No personal injury, but with potential
	Finger injury during work with tubing on drill floor	Norway/offshore	Personal injury
	Helicopter accident	Norway/offshore	Fatality
March	Person slipped and fell down scaffolding stairs	Norway/offshore	Personal injury





## Annual wheel

Annual cycle for HSE work

Health and working environment

Q4

Q1

Prevent serious accidents

Always safe

Q3

Q2

Safe work at height/Prevent dropped objects

Prevent personal injuries

## Industry collaboration

- Strong industry collaboration with commitments
- Sharing experience on [alwaysafe.no](https://www.alwaysafe.no) (AkerBP, Vår Energi and ConocoPhillips)
- Safety Charter collaboration towards 2025 with our main suppliers on projects, drilling & well, onshore plants and offshore operations