

Safety results 2022

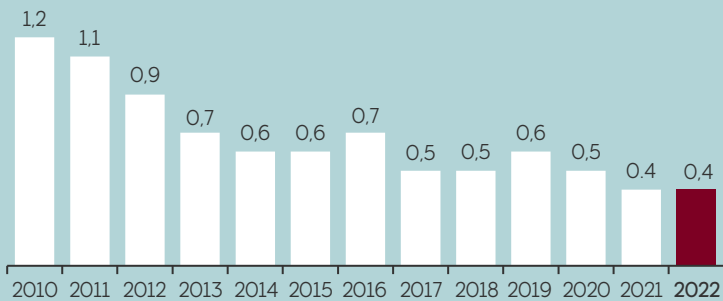




Safety: performance indicators

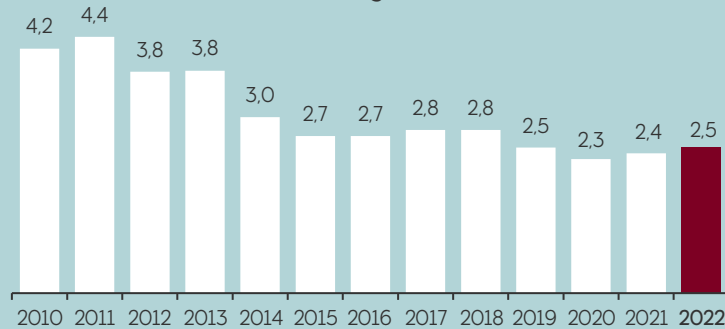
Serious Incident Frequency (SIF)

Serious incidents and near-misses per million hours worked. 12-month average.



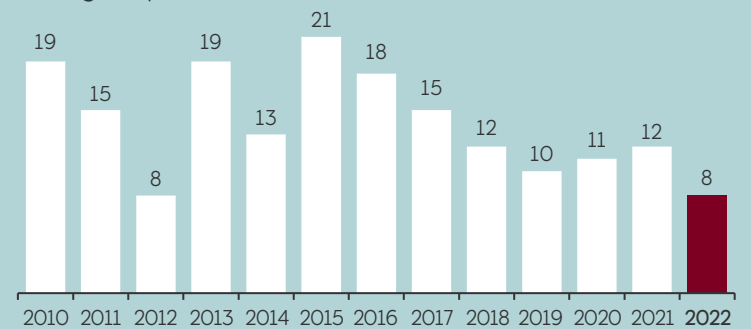
Total Recordable Injury Frequency (TRIF)

Personal injuries requiring medical treatment per million hours worked. 12-month average.



Oil and gas leakages

Number of leakages with rate above 0.1 kg/second during the past 12 months.



List of SIF incidents for 4Q 2022

Month	Incident	Location	Immediate consequence
October	Finger injury, during scaffolding	Norway/onshore	Personal injury
	Gas leak, maintenance drain valve	Norway /offshore	No personal injury, but with potential
	Mechanical isolation missing, oil export pump	Norway/offshore	No personal injury, but with potential
November	Finger injury, hatch fell	Norway, offshore	Personal injury
	Dropped object, part of handrail	Norway/offshore	No personal injury, but with potential
December	Dropped object with injury	Norway/onshore	Personal injury
	Inlet pipe parted during preparation	Norway/onshore	No personal injury, but with potential
	Dropped object to drill floor	Norway/offshore (drilling rig)	No personal injury, but with potential





Annual wheel

Annual cycle for HSE work

Health and working environment

Q4

Q1

Prevent serious accidents

Always safe

Q3

Q2

Safe work at height/Prevent dropped objects

Prevent personal injuries

Industry collaboration

- Strong industry collaboration with commitments
- Sharing experience on [alwaysafe.no](https://www.alwaysafe.no) (AkerBP, Vår Energi and ConocoPhillips)
- Safety Charter collaboration towards 2025 with our main suppliers on projects, drilling & well, onshore plants and offshore operations