

Safety results 3Q 2022

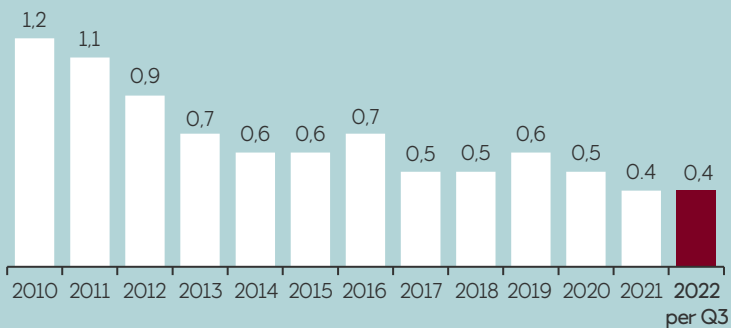




Safety: performance indicators

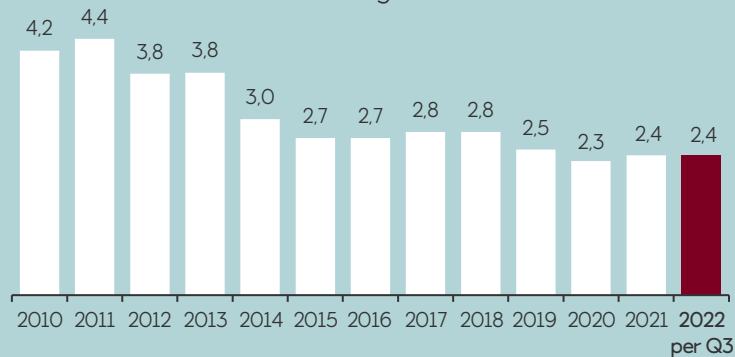
Serious Incident Frequency (SIF)

Serious incidents and near-misses per million hours worked. 12-month average.



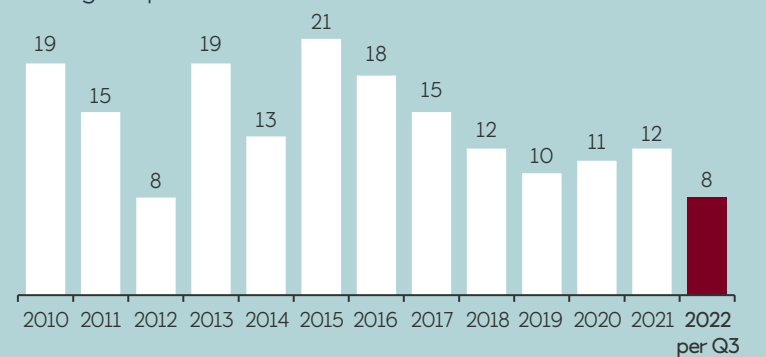
Total Recordable Injury Frequency (TRIF)

Personal injuries requiring medical treatment per million hours worked 12-months average.



Oil and gas leakages

Number of leakages with rate above 0.1 kg/second during the past 12 months.



List of SIF incidents for 3Q 2022

Month	Incident	Location	Immediate consequence
July	Finger injury, maintenance	Norway/onshore	Personal injury
	Dropped object, crane maintenance	Brazil /offshore	No personal injury, but with potential
	Dropped object, installation work	Norway onshore (yard)	No personal injury, but with potential
	Dropped object, lifting operation	Norway/offshore (drilling rig)	No personal injury, but with potential
August	Potential fall from height, loose scaffolding	Norway/offshore	No personal injury, but with potential
	Dropped object, installing pipe	Norway/offshore	No personal injury, but with potential
	Potential fall from height, grating support	US/offshore	No personal injury, but with potential
Sept.	Fall from height	Norway/onshore (yard)	Personal injury
	Unintended lift of container	Norway/offshore (drilling rig)	No personal injury, but with potential





Annual wheel

Annual cycle for HSE work

Health and working environment

Q4

Q1

Prevent serious accidents

Always safe

Q3

Q2

Safe work at height/Prevent dropped objects

Prevent personal injuries

Industry collaboration

- Strong industry collaboration with commitments
- Sharing experience on [alwaysafe.no](https://www.alwaysafe.no) (AkerBP, Vår Energi and ConocoPhillips)
- Safety Charter collaboration towards 2025 with our main suppliers on projects, drilling & well, onshore plants and offshore operations