



US Offshore overview August 2014

Jason Nye - SVP, US Offshore

Forward looking statements

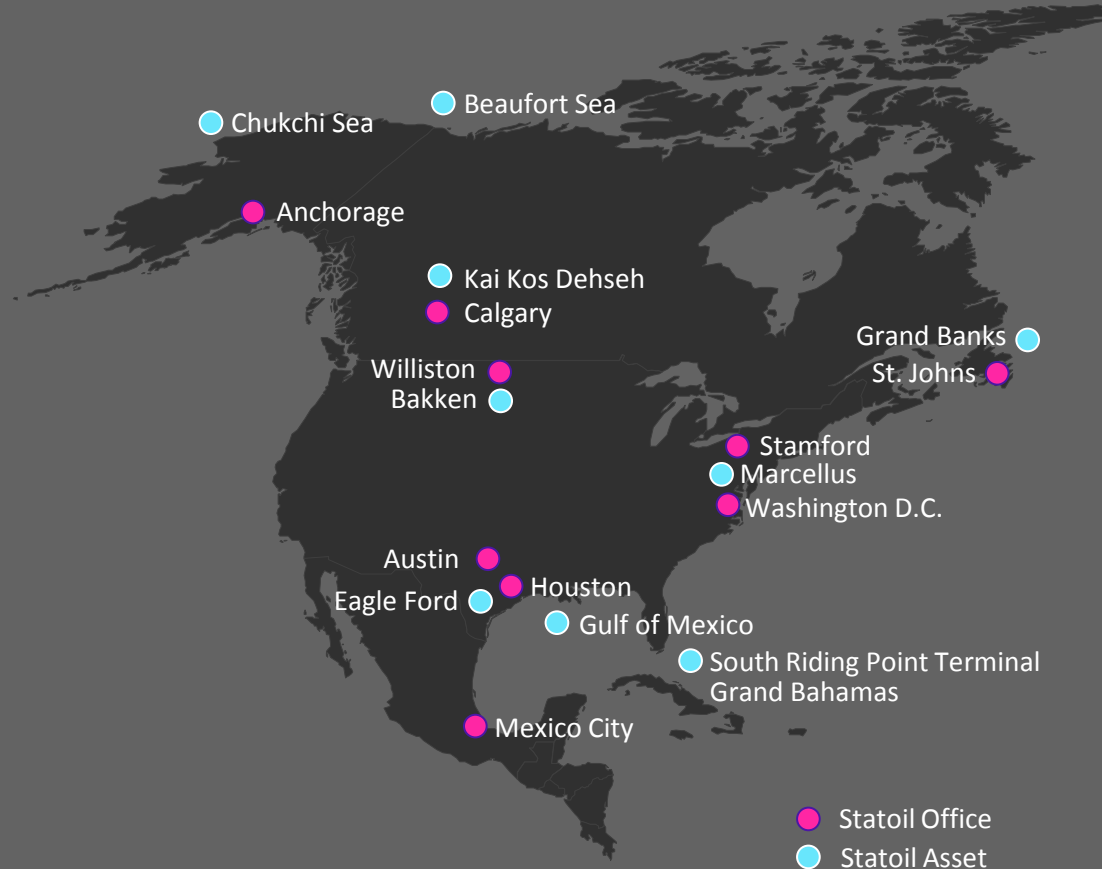
This presentation material contains certain forward-looking statements that involve risks and uncertainties. In some cases, we use words such as "aim", "ambition", "believe", "continue", "could", "estimate", "expect", "focus", "intend", "likely", "may", "outlook", "plan", "potential", "strategy", "will", "guidance" and similar expressions to identify forward-looking statements. All statements other than statements of historical fact, including, among others, statements regarding future financial position, results of operations and cash flows; changes in the fair value of derivatives; future financial ratios and information; future financial or operational portfolio or performance; future market position and conditions; business strategy; growth strategy; future impact of accounting policy judgments; sales, trading and market strategies; research and development initiatives and strategy; market outlook and future economic projections and assumptions; competitive position; projected regularity and performance levels; expectations related to our recent transactions, projects and discoveries, such as discoveries in the Bay du Nord prospect in the Flemish Pass Basin offshore Newfoundland as well as on the NCS; the termination of the full-scale carbon capture project at Mongstad; Statoil's interest in the OMV-operated Wisting Central oil discovery in the Hoop area; completion and results of acquisitions, disposals and other contractual arrangements; reserve information; future margins; projected returns; future levels, timing or development of capacity, reserves or resources; future decline of mature fields; planned maintenance (and the effects thereof); oil and gas production forecasts and reporting; domestic and international growth, expectations and development of production, projects, pipelines or resources; estimates related to production and development levels and dates; operational expectations, estimates, schedules and costs; exploration and development activities, plans and expectations; projections and expectations for upstream and downstream activities; oil, gas, alternative fuel and energy prices; oil, gas, alternative fuel and energy supply and demand; natural gas contract prices; timing of gas off-take; technological innovation, implementation, position and expectations; projected operational costs or savings; projected unit of production cost; our ability to create or improve value; future sources of financing; exploration and project development expenditure; effectiveness of our internal policies and plans; our ability to manage our risk exposure; our liquidity levels and management; estimated or future liabilities, obligations or expenses and how such liabilities, obligations and expenses are structured; expected impact of currency and interest rate fluctuations; expectations related to contractual or financial counterparties; capital expenditure estimates and expectations; projected outcome, objectives of management for future operations; impact of PSA effects; projected impact or timing of administrative or governmental rules, standards, decisions, standards or laws (including taxation laws); estimated costs of removal and abandonment; estimated lease payments and gas transport commitments are forward-looking statements. You should not place undue reliance on these forward-looking statements. Our actual results could differ materially from those anticipated in the forward-looking statements for many reasons, including the risks described above in "Financial Risk update".

These forward-looking statements reflect current views about future events and are, by their nature, subject to significant risks and uncertainties because they relate to events and depend on circumstances that will occur in the future. There are a number of factors that could cause actual results and developments to differ materially from those expressed or implied by these forward-looking statements, including levels of industry product supply, demand and pricing; price and availability of alternative fuels; currency exchange rate and interest rate fluctuations; the political and economic policies of Norway and other oil-producing countries; EU directives; general economic conditions; political and social stability and economic growth in relevant areas of the world; Euro-zone uncertainty; global political events and actions, including war, terrorism and sanctions; security breaches, including breaches of our digital infrastructure (cybersecurity); changes or uncertainty in or non-compliance with laws and governmental regulations; the timing of bringing new fields on stream; an inability to exploit growth or investment opportunities; material differences from reserves estimates; unsuccessful drilling; an inability to find and develop reserves; ineffectiveness of crisis management systems; adverse changes in tax regimes; the development and use of new technology; geological or technical difficulties; operational problems; operator error; inadequate insurance coverage; the lack of necessary transportation infrastructure when a field is in a remote location and other transportation problems; the actions of competitors; the actions of field partners; the actions of governments (including the Norwegian state as majority shareholder); counterparty defaults; natural disasters and adverse weather conditions, climate change, and other changes to business conditions; failure to meet our ethical and social standards; an inability to attract and retain personnel; relevant governmental approvals (including in relation to the agreement with Wintershall); industrial actions by workers and other factors discussed elsewhere in this report. Additional information, including information on factors that may affect Statoil's business, is contained in Statoil's Annual Report on Form 20-F for the year ended December 31, 2012, filed with the U.S. Securities and Exchange Commission, which can be found on Statoil's website at www.statoil.com.

Although we believe that the expectations reflected in the forward-looking statements are reasonable, we cannot assure you that our future results, level of activity, performance or achievements will meet these expectations. Moreover, neither we nor any other person assumes responsibility for the accuracy and completeness of the forward-looking statements. Unless we are required by law to update these statements, we will not necessarily update any of these statements after the date of this report, either to make them conform to actual results or changes in our expectations.

North America competitively positioned

- 2013** Eagle Ford Operator
- 2012** Marcellus Operator
- 2011** Bakken Operator
- 2010** Eagle Ford
- 2008** Alaska and Marcellus
- 2007** Oil Sands, Canada
- 2004** Deepwater GoM
- 2001** Mexico City office
- 1996** Grand Banks, Canada
- 1987** Oil trading, New York



Pursuing high quality prospects

Chukchi Sea

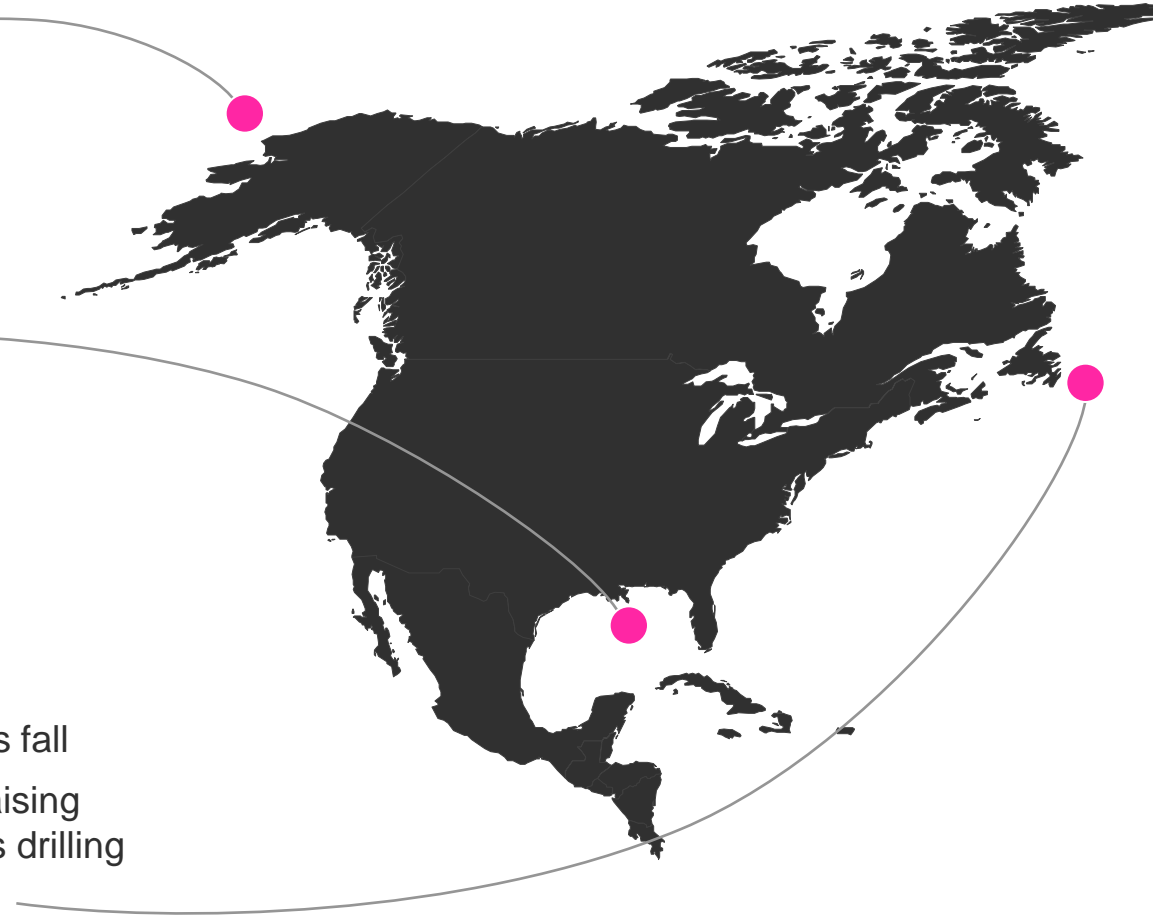
- 55 leases
- Evaluation mode

Gulf of Mexico

- +300 leases
- 7th largest lease holder in GOM

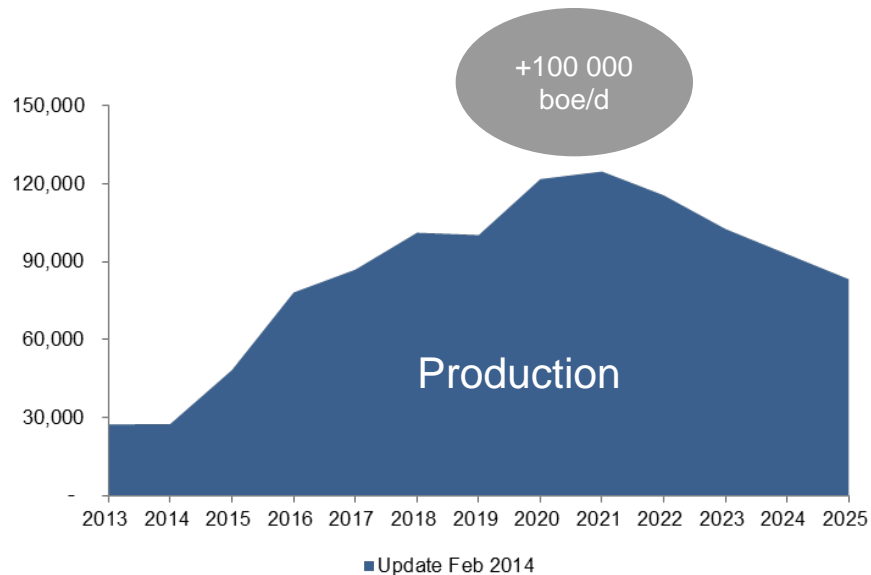
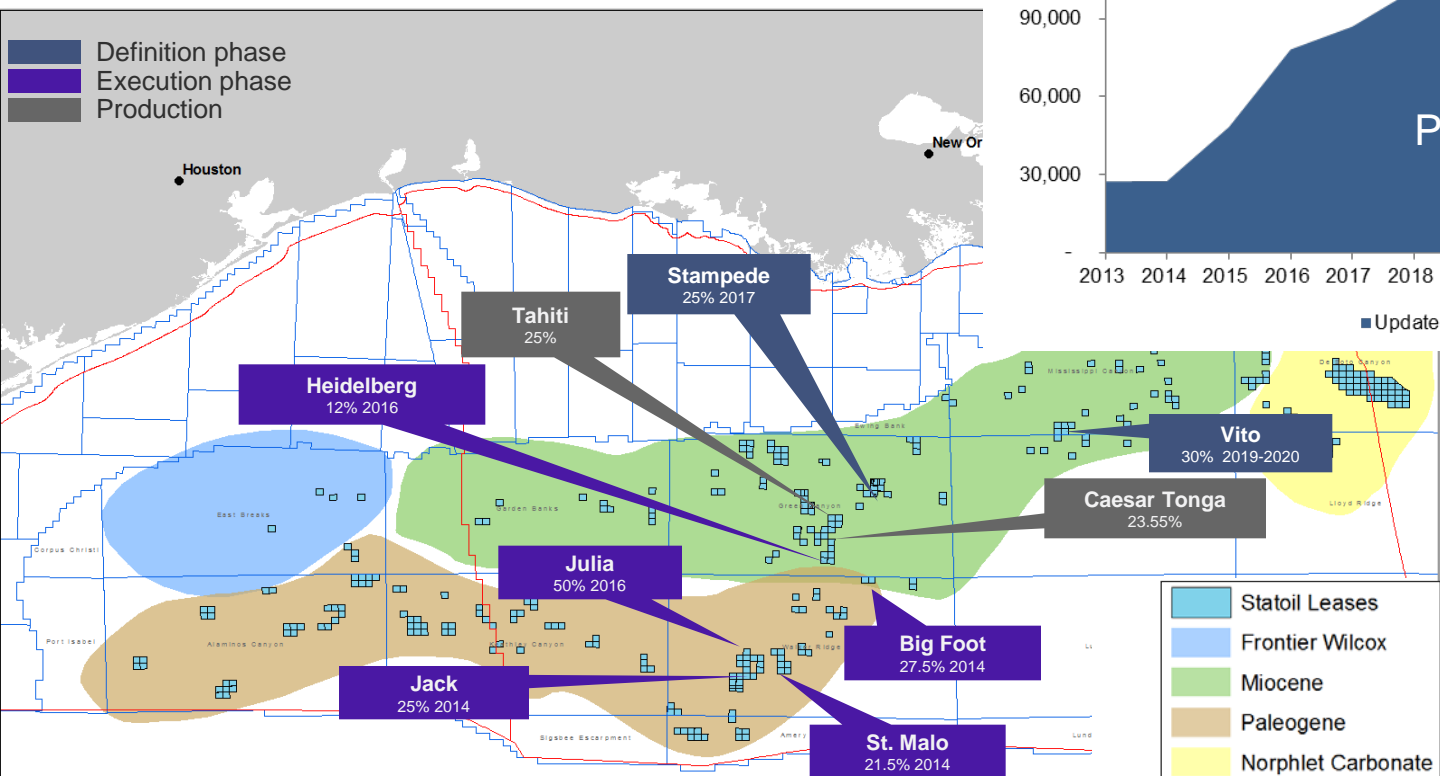
East Coast Canada

- Significant land position
- 18 month drilling program starting this fall
- The program will focus on both appraising the Bay du Nord discovery, as well as drilling new exploration prospects



Gulf of Mexico: today and tomorrow

Positioned for high value growth

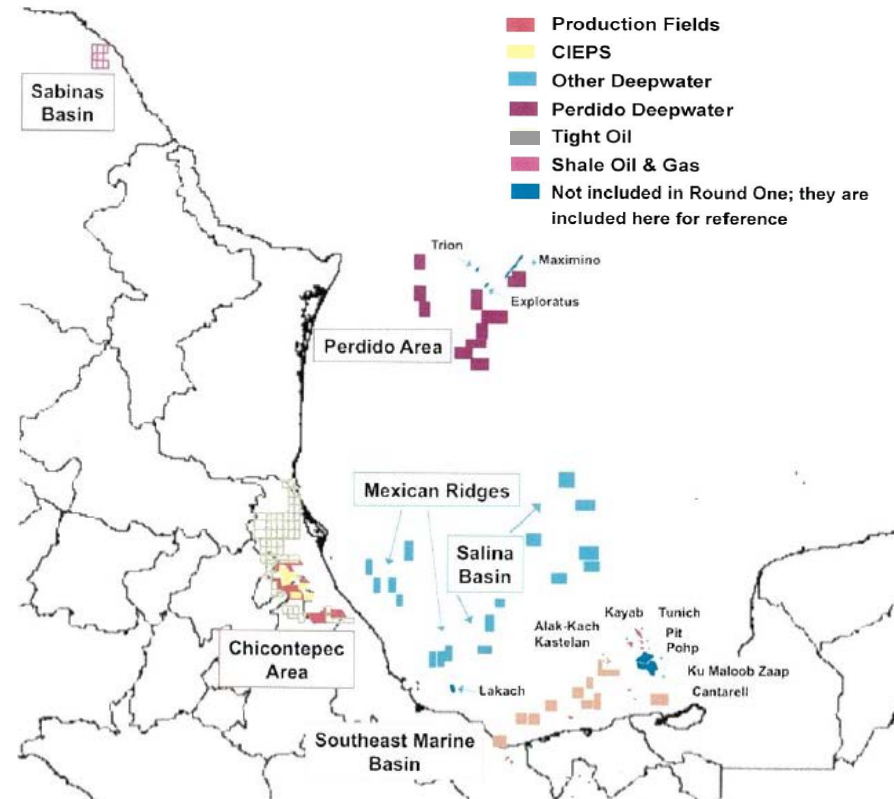


Entitlement production GoM production includes fields inherited from Norsk Hydro
Source: Annual reports

Mexico open for business

- Statoil established a Mexico City office in 2001
- 21 Secondary Laws were signed into law on August 11, 2014
- Round 0 : JV's with Pemex over 10 blocks
- Round 1 : Total blocks – 169
 - 109 exploration
 - 60 production

Round 1: Available Mexico blocks



Source: IPD Latin America based on SENER